

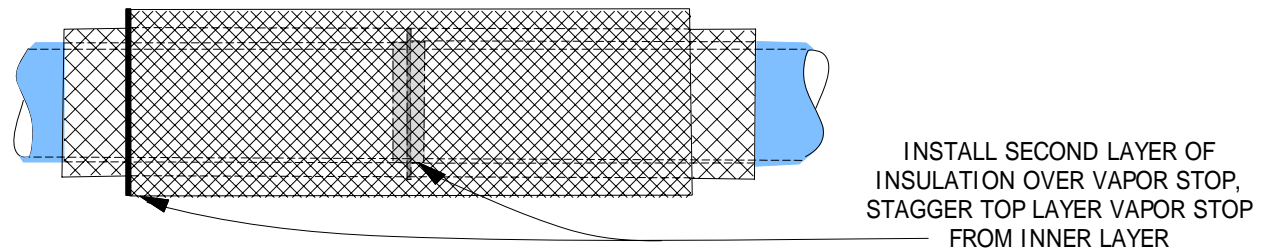
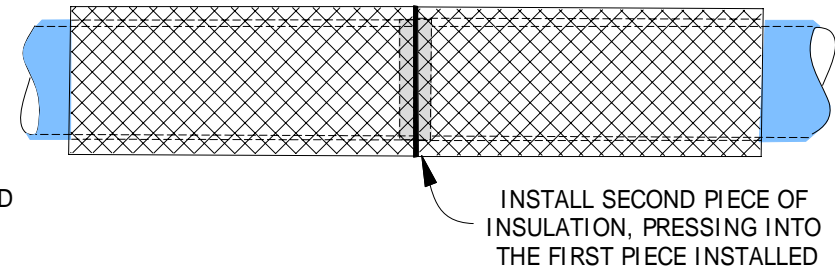
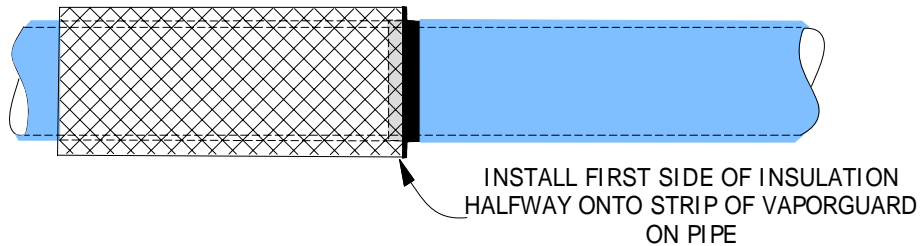


INSULATION  
END



INSULATION END  
COVERED WITH 1 - 1/4"  
STRIPS OF VAPORGUARD

APPLY 1 - 1/4" STRIPS OF VAPORGUARD ONTO THE END (ONLY ON ONE SIDE OF THE JOINT) OF THE INSULATION TO COVER IT COMPLETELY NO OVERLAPS, BLEND EDGES TOGETHER WITH YOUR FINGERS.



**SECTION @ VAPORGUARD THROUGH INSULATION VAPOR STOP DETAIL**

POLYGUARD PRODUCTS, INC. 2012

(NOT TO SCALE)