

AIRLOK® SHEET 400 HT/NP

Non-Permeable Air & Moisture Barrier Sheet Membrane

MANUFACTURER

Polyguard Products, Inc.
Ennis, TX 75119
(214) 515-5000
www.polyguard.com

PRODUCT DESCRIPTION

Basic Uses

Airlok® Sheet 400 HT/NP Air and Moisture Barrier is a non-permeable sheet membrane, available in various sizes, that has a high temperature resistance of up to 260° F and is designed for air and moisture protection in both field and flashing applications.

Airlok® Sheet 400 HT/NP, when applied to a structural substrate, will give excellent resistance to air leakage and vapor diffusion.

Strengths – Traditional 40-mil rubberized-asphalt sheet for field membranes, and works well as window and through wall flashings with a maximum in service temperature of 260° F (127° C.)

Limitations – 60-day UV exposure, and limited NFPA 285 assembly.

Uses – High temperature field membrane, window flashing and through wall flashing for assemblies such as metal cladding and coping caps.

ACCESSORIES

- Detail Sealant PW™ is a single-component, STPE, 100% solid moisture-cured, elastomeric sealant. It is an environmentally friendly, non-isocyanate product that replaces silicone and urethane sealants. It is a low VOC/HAPS free, cold-applied, self-adhesive, elastomeric sealant.
- 650 LT Liquid Adhesive, a rubber-based, tacky adhesive which is specifically formulated to provide excellent adhesion.
- 650 WB Liquid Adhesive a water-based, rubber-based adhesive which is specifically formulated to provide excellent adhesion.
- California Sealant is a rubber-based sealant which is specifically formulated to provide excellent adhesion.

PRODUCT FEATURES

Airlok® Sheet 400 HT/NP offers many advantages over other air and moisture barrier systems:

- **Strong, yet flexible:** The Airlok® Sheet 400 HT/NP can be used to accommodate various dynamic movements and change of plane.
- **High Temperature Resistance:** Membrane can be exposed to heat of 260° F (127° C) or less.
- **Fully adhered:** The rubberized-asphalt membrane adheres tenaciously to the surface and itself, eliminating membrane blow-off and tears before exterior wall finish installation.
- **Permanent:** Once installed and covered with cladding, the membrane will not rot or decay from mildew or mold.

- **Self-adhered:** The rubberized-asphalt properties allow for the membrane to adhere to itself and other materials; such as wood, metal, concrete, as well as fasteners that are left in place.

COMPOSITION & MATERIALS

Airlok® Sheet 400 HT/NP is a high temperature, premium, 40-mil, laminated, modified asphalt compound, self-adhesive sheet membrane bonded to a cross-laminated polyethylene sheet.

TECHNICAL DATA

See physical properties table.

INSTALLATION

Surface Preparation

Clean all surfaces of dust, dirt and foreign matter. Eliminate sharp protrusions which may puncture the membrane. Surfaces should be dry prior to application of 650 LT Liquid Adhesive, 650 WB Liquid Adhesive, California Sealant, or a low-rise spray adhesive and the Airlok® Sheet 400 HT/NP.

Priming: Apply 650 LT Liquid Adhesive or California Sealant at a rate of 250-300 square feet per gallon or, or 650 WB Liquid Adhesive at a rate of 350-400 square feet per gallon (rate will vary relative to substrate), or a low-rise spray adhesive; and allow the adhesive to dry tacky to the touch before covering with associated accessories. Do not thin/reduce liquid adhesive/sealant. If a substrate has been coated with Polyguard® Airlok Flex® or Airlok Flex® VP; and the coating is cured, priming with a liquid adhesive/sealant is not necessary.

System Application: Pre-cut Airlok® Sheet 400 HT/NP material into pieces easy to handle. Peel the silicone-coated release sheet off, then start applying the membrane with pressure. Use a hand roller to assure that the Airlok® Sheet 400 HT/NP is adhered to primed substrate. Vertical and reverse laps will be detailed with Detail Sealant PW.

All overlaps of air barrier membrane require at a minimum of 2 1/2-inch side lap and 4-inch end lap.

Install Airlok® Sheet 400 HT/NP in ambient and substrate surface temperatures of 40° F (5° C) and rising. Conduct a field adhesion test at temperatures below 40° F (5° C) prior to application.

A possible lap adhesion enhancement would be to apply 650 LT Liquid Adhesive or California Sealant.

Details/Penetrations: Detail Sealant PW™ shall be used to seal any exposed edges in the membrane due to side/end laps, tie wires, pipes and other penetrations.

Window Openings & Flashings:

Various terminations, transitions, and penetrations; such as window openings, thru-wall flashings, and pipes are addressed with the various cut-sizes of the membrane in conjunction with the accessories listed previously.

LIMITATIONS

Airlok® Sheet 400 NP cannot be applied in areas that will be permanently exposed to sunlight. Airlok® Sheet 400 NP should be covered within 60 days to prevent impaired performance due to prolonged exposure to sunlight.

STORAGE

Unload and store the Airlok® Sheet 400 NP System components in a manner that prevents damage to the materials. Protect all containers from weather and fasten all can lids securely.

SAFETY

SDS documents for all Polyguard products can be obtained at our website www.polyguard.com. Call Polyguard Products, Inc. at (214) 515-5000 with questions.

WARRANTY

We, the manufacturer, warrant only that this product is free of defects, since many factors which affect the results obtained from this product are beyond our control; such as

weather, workmanship, equipment utilized and prior condition of the substrate. We will replace at no charge product proved to be defective within twelve (12) months of purchase, provided it has been applied in accordance with our written directions for uses we recommended as suitable for this product. Proof of purchase must be provided.

TECHNICAL SERVICES

Technical assistance, information and Polyguard's products are available through a nationwide network of distributors and architectural representatives, or contact Polyguard Products, Inc. P.O. Box 755, Ennis, TX 75120-0755 Sales: (615) 217-6061•Tech Support: (214) 515-5000 Email: archtech@polyguard.com Website: www.polyguard.com

PROPERTY	TEST METHOD	TYPICAL VALUE
MEMBRANE THICKNESS	ASTM D 1000	40 Mils
COLOR	-	36" width: non-printed white
SOFTENING POINT	ASTM D 36	< 260° F
SERVICE TEMPERATURE	-	-40° F to 260° F (-40° C to 127° C)
AIR PERMEANCE	ASTM E 2178	0.00 CFM/SF (0.0003 L/s*m ²)
STRUCTURAL PERFORMANCE	ASTM E 330	Pass
WATER RESISTANCE	AATCC 127-08	Pass
CRACK BRIDGING	ASTM C 1305	Pass
TENSILE STRENGTH - MEMBRANE	ASTM D 412 Modified Die C	574 PSI (MD) 585 PSI (TD)
TENSILE STRENGTH - MEMBRANE	ASTM D 882 Modified	821 PSI (MD) 1055 PSI (TD)
BREAKING STRENGTH	ASTM D 882 Modified	28.9 lbs/in (MD) 37.2 lbs/in (TD)
ELONGATION – ULTIMATE FAILURE OF RUBBERIZED ASPHALT	ASTM D 412 Modified Die C	> 800%
PERMEANCE TO WATER VAPOR TRANSMISSION	ASTM E 96 Method A	0.00 Perms (0.19 ng/PA*s*m ²)
PERMEANCE TO WATER VAPOR TRANSMISSION	ASTM E 96 Method B	0.03 Perms (0.197 ng/PA*s*m ²)
PUNCTURE RESISTANCE - MEMBRANE	ASTM E 154	53.3 lbf
NAIL SEALABILITY	ASTM D 1970	Pass
LOW TEMPERATURE FLEXIBILITY	ASTM D 1970	Pass
TEAR INITIATION & TEAR PROPAGATION	ASTM D 4073	15.58 lbf
PULL ADHESION - CONCRETE	ASTM D 4541	35.7 PSI
PULL ADHESION - DENSGLASS®	ASTM D 4541	31.7 PSI
PEEL ADHESION - CONCRETE	ASTM D 903	9.51 lbs/in. width
PEEL ADHESION - DENSGLASS®	ASTM D 903	8.39 lbs/in. width
LAP PEEL ADHESION	ASTM D 1876	10.5 lb/in. width
SYSTEM PROPERTIES	TEST METHOD	TYPICAL VALUE
AIR PERMEANCE OF AN ASSEMBLY	ASTM E 2357	0.012 cfm/ft ² @ 1.57 psf
EVALUATION OF FIRE PROPAGATION OF BUILDING MATERIALS	NFPA 285	Compliant*

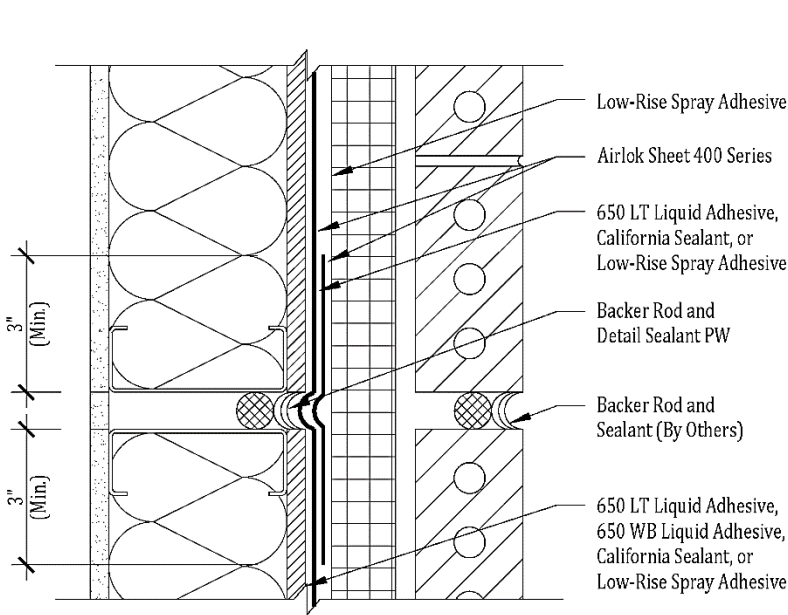
*Related to specific assemblies

PACKAGING	PART NUMBER	UNIT SIZE
AIRLOK® SHEET 400 HT/NP	AIRLOK SHEET 400 HT/NP	36" x 75' roll
AIRLOK® SHEET 400 HT/NP Accessories:		
DETAIL SEALANT PW™	DETAIL SEALANT PW – SAU 20 OZ	20 sausages/ctn
DETAIL SEALANT PW™	DETAIL SEALANT PW – 3 GAL	3-gallon pail
650 LT LIQUID ADHESIVE	650-5 LIQ ADH 5 GA	5-gallon pail
650 LT LIQUID ADHESIVE	650-5 LIQ ADH 1 GA	4 – 1 gal pails/ctn
650 WB LIQUID ADHESIVE	650-5 WB ADH	5-gallon pail
CALIFORNIA SEALANT	CALSEAL5	5-gallon pail

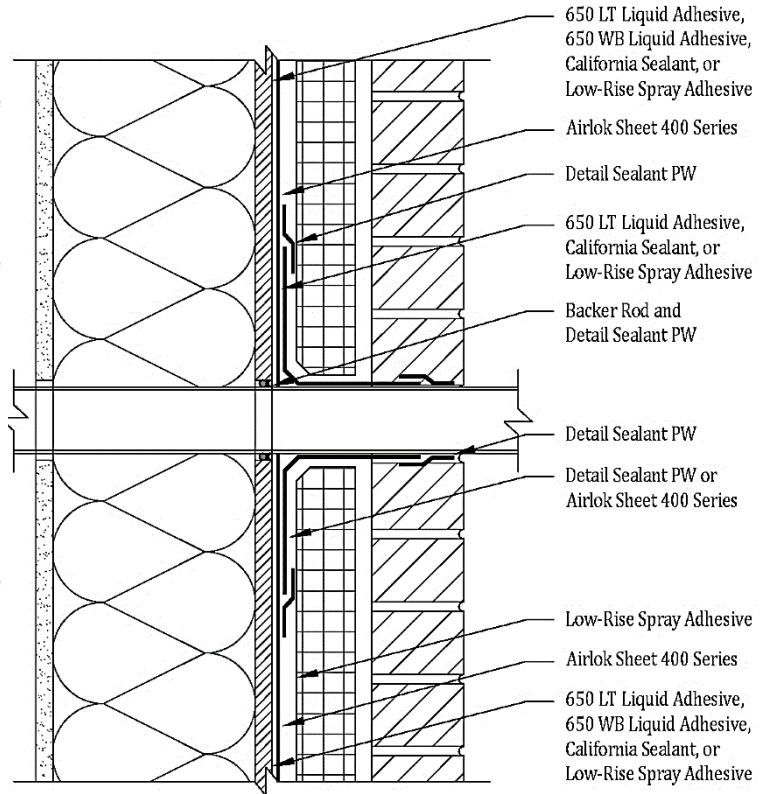
DISCLAIMER: The information contained in this document is based on data and knowledge considered to be true and accurate at time of printing and is offered for the users' consideration, investigation and verification. Polyguard Products, Inc. cannot be held liable for errors made as a result of information herein. Changes and modifications can be made to this document without prior notice. No statement, recommendation or suggestion is intended for use which would infringe on patents or copyrights held by Polyguard Products, Inc.

Common Polyguard® Airlok Sheet 400 Series Applications

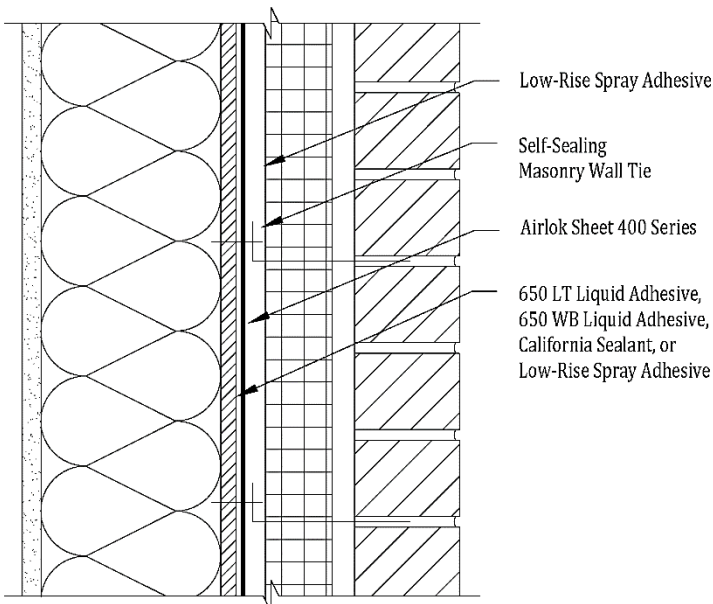
These diagrams are not intended to be application instructions, simply illustrations



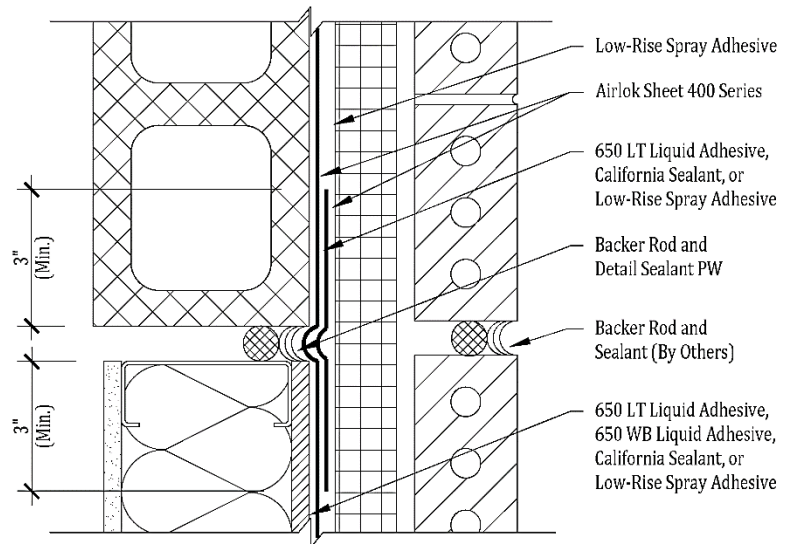
Airlok Sheet 400 Series Expansion Joint



Airlok Sheet 400 Series Penetration



Airlok Sheet 400 Series Typical Wall



Airlok Sheet 400 Series Substrate Transition

Please Note: Not intended to be full details. For full application detail on these configurations, see Polyguard Airlok Sheet 400 Series details, or contact Polyguard Products.