

## PF END DAMS

Wall System Flashing Accessory

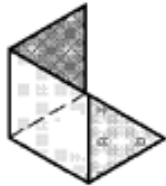
### MANUFACTURER

Polyguard Products, Inc.  
Ennis, TX 75119  
(214) 515-5000  
[www.polyguard.com](http://www.polyguard.com)

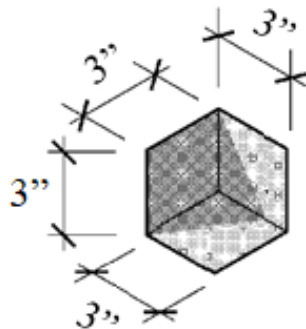
### PRODUCT DESCRIPTION

PF End Dams (Preformed End Dams) are designed to close a flashing at a discontinuous end. They are designed to fit into masonry coursing heights of 3-inches or more without trimming and to be trimmed to fit veneer depths. Rotating a PF End Dam along the length axis allows it to be used at either the left or right end of a flashing.

Left 3-inch PF End Dam



Right 3-inch PF End Dam



### COMPOSITION AND MATERIALS

Polyguards 40 mil proprietary asphalt compound bonded to a polyethylene sheet.

### LIMITATIONS

None when used for the design purpose.

### CHEMICAL RESISTANCE

Not chemically affected by metal, cement, or clay materials used in masonry wall construction.

### TECHNICAL DATA

See physical properties table.

### INSTALLATION

Remove the release paper and adhere the 3-inch by 6-inch horizontal leg to the under-flashing, adhere the 3-inch by 3-inch leg to the backing wall, and embed the 3-inch by 3-inch vertical leg into a head joint. Trim the forward edge from the bend in an associated drip edge. Apply pressure over the face of the adhered vertical and horizontal legs of the End Dam with a rubber roller.

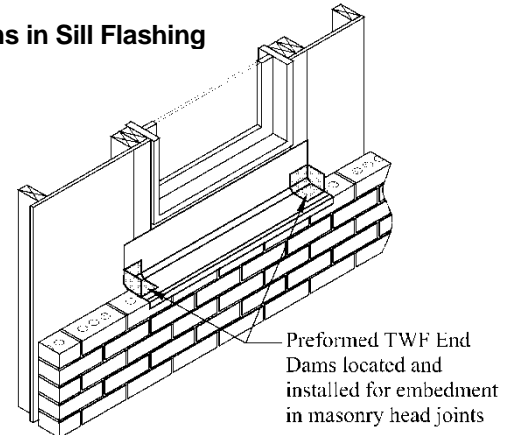
**Preparation:** Prepare the surfaces that will bond with the 3-inch by 3-inch vertical leg and 3-inch by 3-inch horizontal

leg so that they are smooth relative to the construction surface, clean and dry.

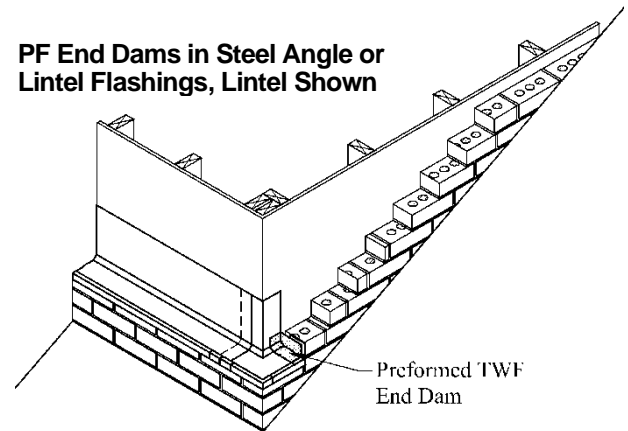
### STORAGE

Protect the material from heat, crushing, moisture, mud, and construction dirt. Keep the product in the box until it will be used. For best results, the material should be stored between 50 to 75 degrees F prior to application.

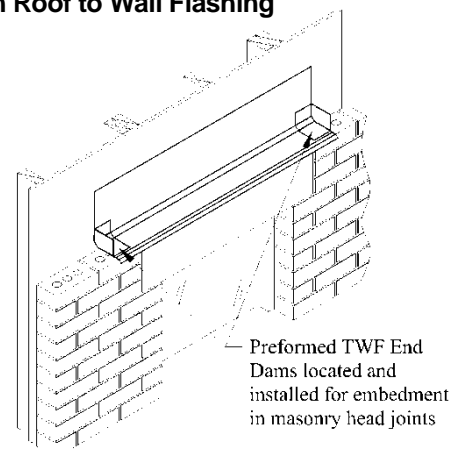
#### PF End Dams in Sill Flashing



#### PF End Dams in Steel Angle or Lintel Flashings, Lintel Shown



#### PF End Dams in Roof to Wall Flashing



**Product Attachment:** Test for adhesion. If the PF End Dam can be separated from the substrates without deforming the flashing a liquid or spray adhesive will be needed. In that event, apply either a liquid adhesive, at a rate of 250-300 square feet per gallon, or a spray tack coat, to the surfaces that will receive the flashing. Use a liquid or spray adhesive that is compatible with the substrates. Choose one of the following: solvent based 650 LT Liquid Adhesive, (in California, California Sealant) for substrates that are compatible with solvent-based material, 650 WB Liquid Adhesive for substrates that are not compatible with solvent based materials, or 343 Spray Adhesive.

**GUARANTEE**

Preformed TWF End Dams will meet published specifications at the time of delivery.

**SAFETY**

SDS sheets for all Polyguard products can be obtained at our website [www.polyguard.com](http://www.polyguard.com). Call Polyguard Products, Inc. at 214.515.5000 with questions.

**WARRANTY**

We, the manufacturer, warrant only that this product is free of defects, since many factors which affect the results obtained from this product are beyond our control; such as weather, workmanship, equipment utilized and prior condition of the substrate. We will replace at no charge product proved to be defective within twelve (12) months of purchase, provided it has been applied in accordance with our written directions for uses we recommended as suitable for this product. Proof of purchase must be provided..

**TECHNICAL SERVICES**

Technical assistance, information and Polyguard's products are available through a nationwide network of distributors and architectural representatives, or contact Polyguard Products, Inc.  
P.O. Box 755, Ennis, TX 75120-0755  
Sales: (615) 217-6061•Tech Support: (214) 515-5000  
Email: [archtech@polyguard.com](mailto:archtech@polyguard.com)  
Website: [www.polyguard.com](http://www.polyguard.com)

PROPERTY	TEST METHOD	TYPICAL VALUE
THICKNESS		40 mils
PUNCTURE RESISTANCE – FILM	ASTM D 781	110 kg/cm
PUNCTURE RESISTANCE OF COMPOSITE MEMBRANE	ASTM D 412 Modified Die C	40 lbs. (min.)
TENSILE STRENGTH OF COMPOSITE MEMBRANE	ASTM D 412 Modified Die C	750 PSI (min.)
ELONGATION-ULTIMATE FAILURE OF RUBBERIZED ASPHALT	ASTM D 412 Modified Die C	400%
WATER VAPOR TRANSMISSIO (PERMEANCE)	ASTM E 96 Method B	0.035 Grains/Sq.Ft./Hr. in HG (max.)

PACKAGING	PART NUMBER	UNIT SIZE
PF END DAM	CORNERIN3X3X3	3" x 3" x 3"

**DISCLAIMER:** The information contained in this document is based on data and knowledge considered to be true and accurate at time of printing and is offered for the users' consideration, investigation and verification. Polyguard Products, Inc. cannot be held liable for errors made as a result of information herein. Changes and modifications can be made to this document without prior notice. No statement, recommendation or suggestion is intended for use which would infringe on patents or copyrights held by Polyguard Products, Inc.

